

Appendix 1: Pui Kiu Primary School  
2024-2025 General English  
Second Term Theme-based Portfolio  
Biography

A Biography of \_\_\_\_\_

Name: \_\_\_\_\_(      )

Class: P.5\_\_\_\_

Congratulations! You have started learning Chapters 1 and 2. It is time for you to start your own exploration. Now, you are going to develop a portfolio about biographies and this portfolio is also the **diversified assessment** item.

家長請特別留意，此乃下學期的多元評估主題學習檔案，請家長督促子女認真完成，有關的分數分佈，稍後請細閱評分準則。



家長簽署：\_\_\_\_\_

The purpose of this portfolio is to let you:

- review the features of biographies;
- salute to the people who make the world better;
- demonstrate your language ability and presentation skills.

You will need to carry out the tasks below. As you carry out each task, revise and edit your work carefully. All the work you hand in will become part of the portfolio which will be assessed by the teacher. Therefore, try your best to complete this portfolio.

### **Task 1 – Studying Biography**

1. Study biographies.
2. Identify different parts in the biographies.
3. Extract useful information and fill in some tables.

### **Task 2 –Preparation for Presentation**

1. Choose a famous person who contributes to the society or makes the world better.
2. Search for related information and complete a form.
3. Decide the costumes and props.
4. Write a script to introduce the chosen famous person.
5. Make a press-me button during Maths lessons.

### **Task 3 – Presentation in P5 Wax Museum Talent Show**

1. Dress up as the chosen famous person.
2. Act as the chosen famous person and present yourself in P5 Wax Museum Talent Show.

### **Task 4 – Reflection**

1. Reflect on your learning and effort in completing this portfolio.

# Task 1

**Part 1: Read the biography of Florence Nightingale on TB p.5 again. Circle the correct answers in the form.**

## Animated Text of Chapter 1 (00:12-00:58)

[https://ebook4.ilingman.com/spi/pelt/plet2e\\_5b\\_c1\\_p5\\_anl/player.html?key=194c572e0e46ddb397d7d2c68cb057d7](https://ebook4.ilingman.com/spi/pelt/plet2e_5b_c1_p5_anl/player.html?key=194c572e0e46ddb397d7d2c68cb057d7)



## Background Information



Photo

Name:	Florence Nightingale
Place of Birth:	1. ( England / Germany / Italy )
Year of Birth:	2. ( 1820 / 1851 / 1854 )
Job:	3. ( Nurse / Soldier / Designer )

<b>Achievements:</b> - Why is she famous?	She is famous because she... 4. ( was rich / fought in wars / helped the soldiers ).
<b>Character:</b> - How do people think about her?	People think she is... 5. ( rich / selfish / selfless )
<b>Key events:</b> - What key events can reflect her character?	because she... 6. ( went to fancy parties / studied nursing / walked around with a lamp checking on the soldiers every night ).

**Part 2: Read the biography of Siobhan Haughey on TB p.15 again. Complete the table. Write ONE word only for each blank.**

### ***B**ackground Information*



Name:	Siobhan Haughey
Place of Birth:	① _____
Year of Birth:	② _____
Job:	③ _____

<p><i><b>A</b>chievements:</i></p> <ul style="list-style-type: none"> <li>- Why is she famous?</li> <li>- Any <b><u>Prizes</u></b> or <b><u>Records</u></b>? (Write 1-2 items)</li> </ul>	<ul style="list-style-type: none"> <li>- won two ④ _____ medals at the 2020 Olympics in ⑤ _____</li> <li>- won two bronze medals at the 2024 Olympics in Paris</li> </ul>
<p><i><b>C</b>haracter:</i></p> <ul style="list-style-type: none"> <li>- How do people think about her?</li> </ul>	<ul style="list-style-type: none"> <li>- ⑥ _____ - _____ - _____ spirit makes her a ⑦ _____ for everyone</li> </ul>
<p><i><b>K</b>ey events:</i></p> <ul style="list-style-type: none"> <li>- What key events can reflect her character? (Write 1-2 items)</li> </ul>	<ul style="list-style-type: none"> <li>- In ⑧ _____, she hurt her leg but she refused to give up.</li> <li>- She practised in a lake during ⑨ _____ when pools were shut down.</li> </ul>

## Task 2

## Part 1: Research for information of a famous person.

### Steps:

1. Choose a famous person who contributes to the society or makes the world better.
2. Search for related information. You may use the links below to help find the information.

### Useful websites:

<p>Our China Story</p> <p><a href="https://www.ourchinastory.com/en/people">https://www.ourchinastory.com/en/people</a></p>		<p>Madame Tussauds Hong Kong (Wax Museum)</p> <p><a href="https://www.madametussauds.com/hong-kong/en/whats-inside/">https://www.madametussauds.com/hong-kong/en/whats-inside/</a></p>	
---	---	--	---

## Part 2: Preparation of costumes and props

You will need to prepare your costumes and props for the Wax Museum Talent Show. You may draw and list them in the following table.

Costumes	Props

## Part 3: Writing a script

Follow the “**BACK**” framework to complete your script. You will copy it on a cue card later. Practise reading aloud fluently and confidently.

Hello, everybody. My name is \_\_\_\_\_. I'm from Class 5\_\_\_\_\_.

Can you guess who I am acting as?

**(Background Information)**

I was born in \_\_\_\_\_ in \_\_\_\_\_. I am a/an \_\_\_\_\_.  
(place of birth) (year of birth) (job)

**(Achievements)**

I am famous because \_\_\_\_\_  
\_\_\_\_\_

**(Character)**

People think \_\_\_\_\_

**(Key events)**





because \_\_\_\_\_  
\_\_\_\_\_

Now, you should know who I am. Yes, I am \_\_\_\_\_.

This is the end of my presentation. Thank you!

Task 4

1. How hard did you try in completing this portfolio? (**Colour** the suitable smiley)

 <p>I tried very hard</p>	 <p>I tried hard</p>	 <p>I tried</p>	 <p>I did not try</p>
--	---	---	--

2. What difficulties did you encounter when doing this theme-based portfolio?

---



---

3. What have you learnt from the chosen famous person after completing this theme-based portfolio?

---



---

4. If you can do this portfolio again, what will you improve? Why?

---



---

5. Who would you like to thank after completing this portfolio? Why?

---



---

# Rubric Assessment

## Biography

		<i><b>Great Work!</b></i>	<i><b>Good Job!</b></i>	<i><b>Getting There!</b></i>	
<b>Task 1</b>	<b>Studying Biographies</b>	<b>3</b>	<b>2</b>	<b>1</b>	<b>Marks</b>
		<ul style="list-style-type: none"> <li>✧ Have thorough understanding of the features of a biography.</li> <li>✧ Extract all useful information from the biographies.</li> </ul>	<ul style="list-style-type: none"> <li>✧ Have some understanding of the features of a biography.</li> <li>✧ Extract some useful information from the biographies.</li> </ul>	<ul style="list-style-type: none"> <li>✧ Have little understanding of the features of a biography.</li> <li>✧ Extract little useful information from the biographies.</li> </ul>	
		<b>2</b>	<b>1</b>		<b>Marks</b>
		<ul style="list-style-type: none"> <li>✧ No or very few grammatical errors.</li> <li>✧ Show improvement after feedback was given.</li> </ul>	<ul style="list-style-type: none"> <li>✧ Some grammatical errors.</li> <li>✧ Show little improvement after feedback was given.</li> </ul>		
<b>Task 2</b>	<b>Costumes and Props</b>	<b>5</b>	<b>4</b>	<b>2</b>	<b>Marks</b>
		<ul style="list-style-type: none"> <li>✧ The costume (and make-up) is appropriate and contribute to the act effectively.</li> <li>✧ Prepared relevant props or other necessities.</li> </ul>	<ul style="list-style-type: none"> <li>✧ The costume somewhat support the act.</li> <li>✧ Prepared props or other necessities.</li> </ul>	<ul style="list-style-type: none"> <li>✧ No costume or the costume is irrelevant.</li> <li>✧ No props or other necessities.</li> </ul>	
	<b>Information Searching &amp; Presentation Script (Cue Card)</b>	<b>3</b>	<b>2</b>	<b>1</b>	<b>Marks</b>
		<ul style="list-style-type: none"> <li>✧ Demonstrate thorough knowledge of the chosen person's life and record the information accurately.</li> <li>✧ All of the required elements are clearly visible, organized and well placed.</li> </ul>	<ul style="list-style-type: none"> <li>✧ Demonstrate some knowledge of the chosen person's life and record some of the information accurately.</li> <li>✧ Some of the required elements are clearly visible, organized and well placed.</li> </ul>	<ul style="list-style-type: none"> <li>✧ Demonstrate very little or no knowledge of the chosen person's life and do not record the information accurately.</li> <li>✧ Missing most of the required elements.</li> </ul>	
		<b>2</b>	<b>1</b>		<b>Marks</b>
		<ul style="list-style-type: none"> <li>✧ No or very few grammatical errors.</li> <li>✧ Show improvement after feedback was given.</li> </ul>	<ul style="list-style-type: none"> <li>✧ Some grammatical errors.</li> <li>✧ Show little improvement after feedback was given.</li> </ul>		



		Great Work!	Good Job!	Getting There!	
		5	4	2	Marks
Task 3	Presentation	<ul style="list-style-type: none"> <li>Speak clearly and loudly with very few mistakes in pronunciation.</li> <li>Memorized the script.</li> <li>An appropriate posture is displayed.</li> <li>Show confidence.</li> </ul>	<ul style="list-style-type: none"> <li>Speak clearly and loudly with some mistakes in pronunciation.</li> <li>Somewhat memorized the script.</li> <li>A posture is somewhat displayed.</li> <li>Show some confidence.</li> </ul>	<ul style="list-style-type: none"> <li>Speak quite clearly with many mistakes in pronunciation.</li> <li>Not familiar with the script.</li> <li>No posture is displayed.</li> <li>Lack confidence.</li> </ul>	
Task 4	Reflection & Attitude	<ul style="list-style-type: none"> <li>The reflection explains the student's own thinking and learning processes, as well as implication for future learning.</li> <li>Show great effort to complete the tasks.</li> </ul>	<ul style="list-style-type: none"> <li>The reflection explains the student's thinking about his/her own learning processes.</li> <li>Show effort to complete the tasks.</li> </ul>	<ul style="list-style-type: none"> <li>The reflection attempts to demonstrate thinking about learning but is vague and/or unclear about the personal learning process.</li> <li>Able to complete the tasks</li> </ul>	

<b><u>Teacher's comment:</u></b>	<b>Total Mark:</b>
	<b>/ 25</b>

Parent's Signature: \_\_\_\_\_

## Press-me Button

### Instructions:

After learning about circles in your Mathematics lessons, you should be able to draw a press-me button with compasses.



You may refer to the following examples to create your own press-me button.

